

# WOOD CHIPS



Northwest Indiana Woodworkers Association

Volume 28, Issue 5 May 2024

## Wooden you like to know....

Greetings fellow woodworkers,

May is here and we just completed our first fund raising show of the year at the Moose craft show. We had a great turnout of volunteers and a lot of fun. We sold a few items and some raffle tickets but foot traffic was indeed slow. We look forward to the next one which will be the tractor and steam show at the Lake County fairgrounds in July. Please keep making those sellable items for donation to the club. This show is our best opportunity to add to our funds. Thanks for all that you do.

Our club treasurer Ron Benson recently had a serious heart surgery and is back home and recuperating. Wishing him a speedy recovery and a quick return.

### Woodworking for the brain...

In addition to keeping your brain physiologically healthy, woodworking and other creative crafting hobbies have many mental health benefits. Working with your hands is proven to release serotonin, the chemical in your brain responsible for all happy feelings. It also reduces stress by acting as a creative outlet for all your frustrations. Perhaps the most impactful benefit of woodworking for is a sense of accomplishment. There's nothing like creating something with your own two hands from nothing. Studies have even shown that engaging in a hands-on hobby like woodworking significantly boosts self-esteem and personal confidence, leading to a happier life and improved mental health.

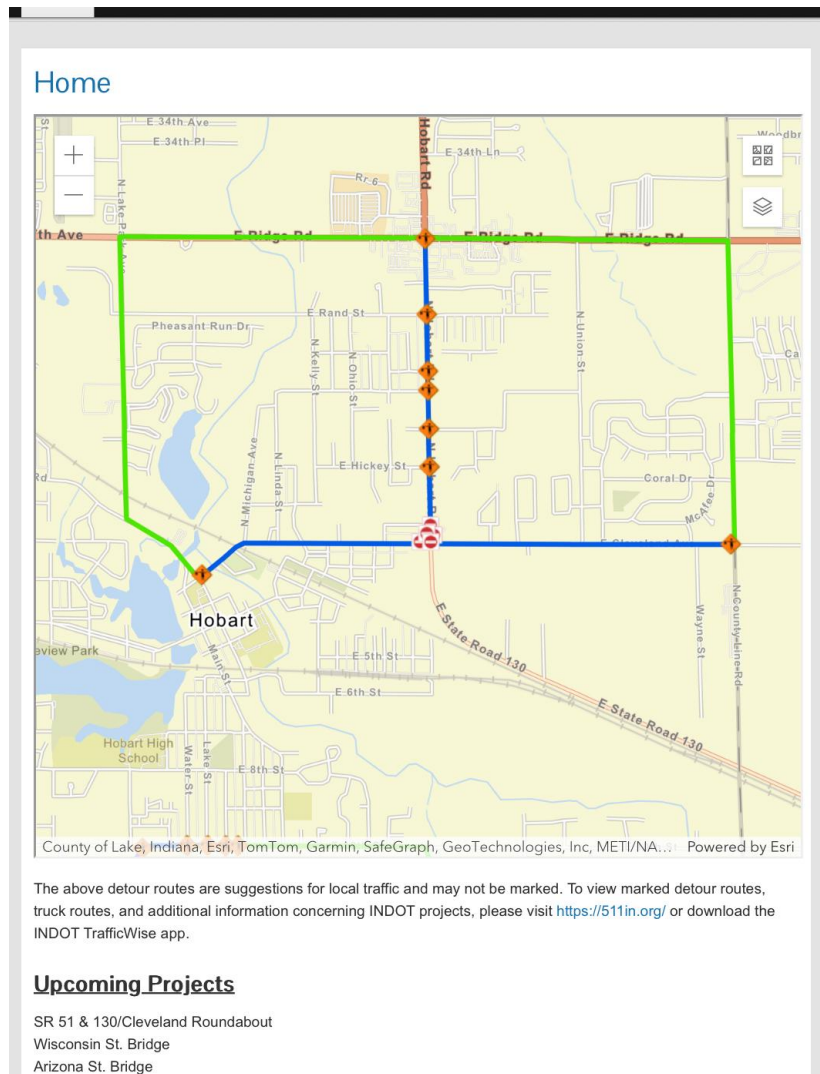
### REMINDERS:

Your club dues can still be paid this month and you will receive your achievement point.

Jon Robbins will be filling in for Ron until his return.

Our program for this month will be skate board assembly by Kevin Sturgeon

For the June programs don't forget George Denton's challenge to the membership to complete an unfinished project that has been sitting around our shops for a while and display it at our June show and tell program.



By the time our May meeting is here, the route 130 roundabout project will likely be underway and route 51 from the north approach will be closed. Please plan on an alternate.

Thanks and be safe,  
Jeff Snellgrove  
President NIWA

## SHOW AND TELL



**George Denton**



**Don Miller**




**Bryant Mitol**



**Dennis Bryant**





**Jon Robbins**



**Norn Johnson**



**Don Miller**



**Susan Bunce**





**Bill Schoech**



**Kevin Sturgeon**




**Gene Davis**



**Kevin Klebs**



**Dick Sader**



**Jeff Snellgrove**

## **ITEMS FOR SALE**

**If you have any wood working related items that you wish to sell through the newsletter please contact John Hunter [john.b.hunter@frontier.com](mailto:john.b.hunter@frontier.com) Include a description and the price you are selling them for, also how you may be contacted.**

**If you are looking for a tool that another member would like to sell you can place a wanted ad in the newsletter, just contact John Hunter at [john.b.hunter@frontier.com](mailto:john.b.hunter@frontier.com)**

## **2024**

May 23<sup>rd</sup> Membership Meeting at Moose Lodge, 143 South Hobart Road, Hobart IN  
7:00 PM

June 19<sup>th</sup> Committees Meeting at Moose Lodge, 143 South Hobart Road, Hobart IN  
7:00 PM

June 27<sup>th</sup> Membership Meeting at Moose Lodge, 143 South Hobart Road, Hobart IN  
7:00 PM

July 11<sup>th</sup> Set Up Club Booth at Steam Show 3 PM at Lake County Fair Grounds

July 12<sup>th</sup> to 14<sup>th</sup> Club Booth at the Steam Show at Lake County Fair Grounds

July 8<sup>th</sup> Executive Board Meeting 5 PM at Portage Moose Lodge on County Line Road

July 17<sup>th</sup> Committees Meeting at Moose Lodge, 143 South Hobart Road, Hobart IN  
7:00 PM

July 25<sup>th</sup> Membership Meeting at Moose Lodge, 143 South Hobart Road, Hobart IN  
7:00 PM

August 14<sup>th</sup> Committees Meeting at Moose Lodge, 143 South Hobart Road, Hobart IN  
7:00 PM

August 22<sup>nd</sup> Membership Meeting at Moose Lodge, 143 South Hobart Road, Hobart IN 7:00 PM

August 25<sup>th</sup> Club Picnic at the Portage VFW at 2803 Monnier St. In Portage IN

12:00 Noon

September 18<sup>th</sup> Committees Meeting at Moose Lodge, 143 South Hobart Road, Hobart IN

7:00 PM

September 26 Setup booth for Fall Harvest Festival And Antique Equipment Show

September 26<sup>th</sup> Membership Meeting at Moose Lodge, 143 South Hobart Road, Hobart IN

7:00 PM Program Favorite/Least Favorite tools & Silent Auction

September 27<sup>th</sup>-29<sup>th</sup> Club Booth at Fall Harvest Festival And Antique Equipment Show

9:00 – 5:00

October 2<sup>nd</sup> Executive Board Meeting 5 PM at Portage Moose Lodge on County Line Road

October 16<sup>th</sup> Committees Meeting at Moose Lodge, 143 South Hobart Road, Hobart IN

7:00 PM

October 24<sup>th</sup> Membership Meeting at Moose Lodge, 143 South Hobart Road, Hobart IN

7:00 PM

November 6<sup>th</sup> Committees Meeting at Moose Lodge, 143 South Hobart Road, Hobart IN

7:00 PM

November 16<sup>th</sup> Membership Meeting at Moose Lodge, 143 South Hobart Road, Hobart IN

7:00 PM Toy Program

December 4<sup>th</sup> Committees Meeting at Moose Lodge, 143 South Hobart Road, Hobart IN

7:00 PM

December 12<sup>th</sup> Membership Meeting at Moose Lodge, 143 South Hobart Road, Hobart IN

6:00 PM Christmas Party, Installation and Awards

## Woodworking Tips

# Hardware Storage

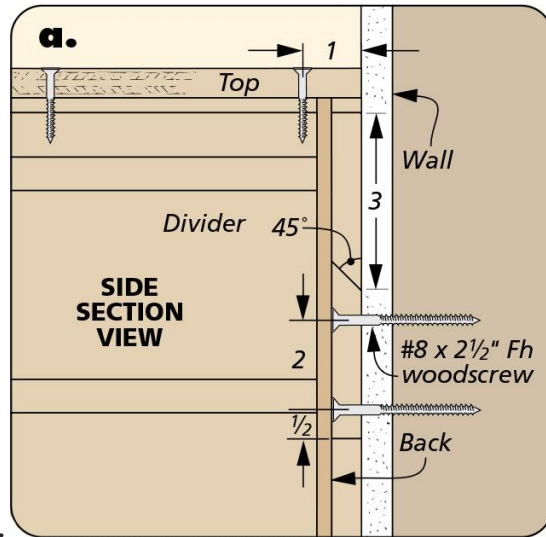
*By: Erich Lage & Logan Wittmer*

**Keep the Hardware You Need Organized and Close at Hand**

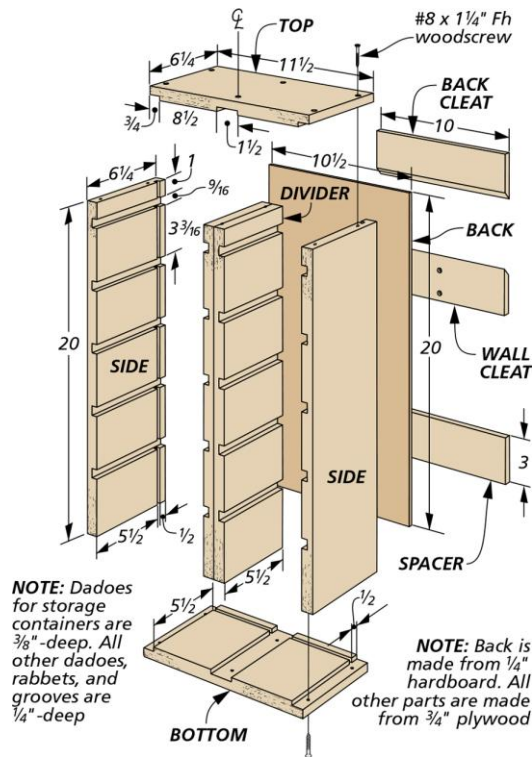




In my shop, I usually keep certain types of hardware on hand. This means buying large bags of hardware at the home center. Once you've opened the bag however, storing the remaining pieces can be a pain. That was, until I opened my fridge one day and the solution was staring me in the face



**Storage Containers.** The solution, I found, came in the form of plastic food containers. They come in a variety of sizes and are often inexpensive. And, while they stack fairly well, I found that I was able to stay much more organized by building a wall-mounted rack for them, as you see above.



The details needed for building it can be found in the drawing above.