

WOOD CHIPS



Northwest Indiana Woodworkers Association

Volume 16, Issue 5 May 2012

President's Corner

Hi Fellow Woodworkers, In case you were wondering, anyone can come to the committee meeting at my house. Don't be shy there is plenty of room. In fact, the attending members came out to my shop and helped me out with a sander that was not working right. Thanks Guys! The Committee meeting was very busy. We are making plans. Ron Benson from our Educational Fund Raising Committee needs prizes for this program. Please donate something. We are all working together to make this a success.

Members have had problems with computer failure. Thank goodness for backups and patience. We will make it through!

This is Dues month. Don't forget the checkbook.

We need the information to submit for the Lake County Fair. This is important because there are passes needed if you are doing a demo or working the booth at certain times. Set up is August 2, Booth Program August 3,4,5,6. Take down is August 6 at closing. John Hunter and Marcia Lichnerowicz are your contact people. There will be a sign up sheet at the meeting also.

Did you know, bet you do ;) that there is very good woodworking tips on YouTube. Just type in what you want to see, for example scroll sawing and there will be many short clips on scroll sawing.

Get those honey dos done so you can make fine sawdust!

See you at the meeting.

Marcia Lichnerowicz
Your President NIWA

Shop Visits Thank you to Gene Davis and his wife for hosting such a wonderful shop visit. It all started with a nice day's ride in the country. The long driveway led to one of the nicest well thought out shops seen. Great stories were exchanged. Company was the best! I never knew how much Gene like hickory wood. As you know hickory isn't the easiest wood to work with. Truly a labor of love making anything from this hard figured wood. Gene is a master woodworker. Wow!

Future Shop Visit John and Marcia visited Ken Garbe. He has a great shop. We won't share the details right now. All that can be said is that you have to come to Ken's shop visit. There is so much going on there. It's amazing. Mark your calendar for Saturday May 26, 9am to 1pm.

SIG Carving will be held this 6pm before the monthly meeting. Everyone is welcome. We discussed making a boot at the last SIG. We will not start this in May. Mic King who is leading us in this adventure will not be at the meeting. We will work on something else. Everyone is welcome!

Program This meetings program is member Jesse Day showing us how he weaves those wonderful chair seats.


SHOW AND TELL



Kevin Klebs



Mick King





Dick Sader



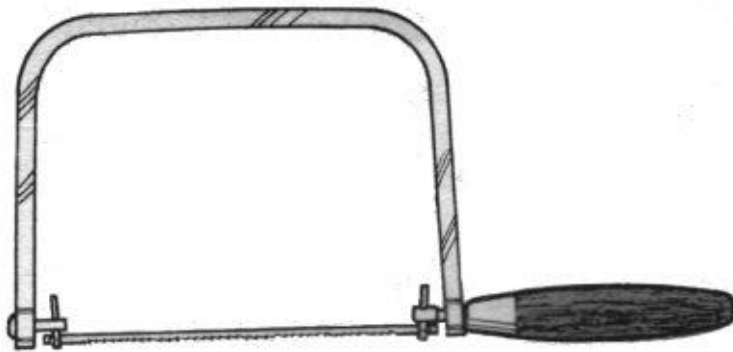
Bill Slager



Joe McDaniel



Marcia Lichnerowicz





Skip Brazil



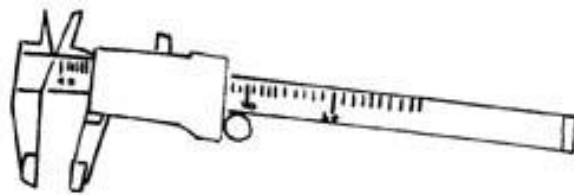
Bob Miller



Max Hernick



Lalo Gonzalez





Denny McCool



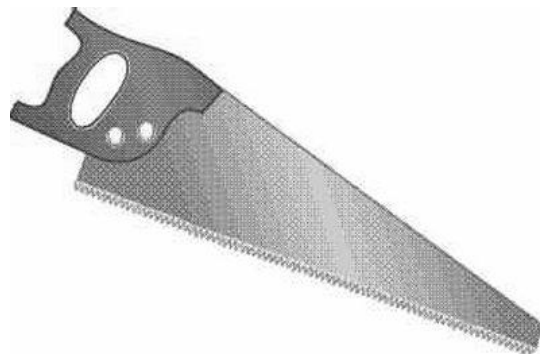
Gene Davis



Ken Garbe



Jim Jones





Jesse Day



John Hunter



Rudy Scherer

2 X 4 CHALLENGE



Norm Johnson



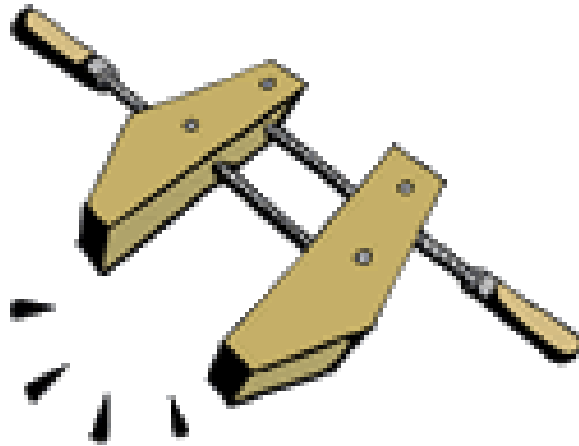
John Hunter



Roger Glennon



Bob Rinearson





Joe McDaniel



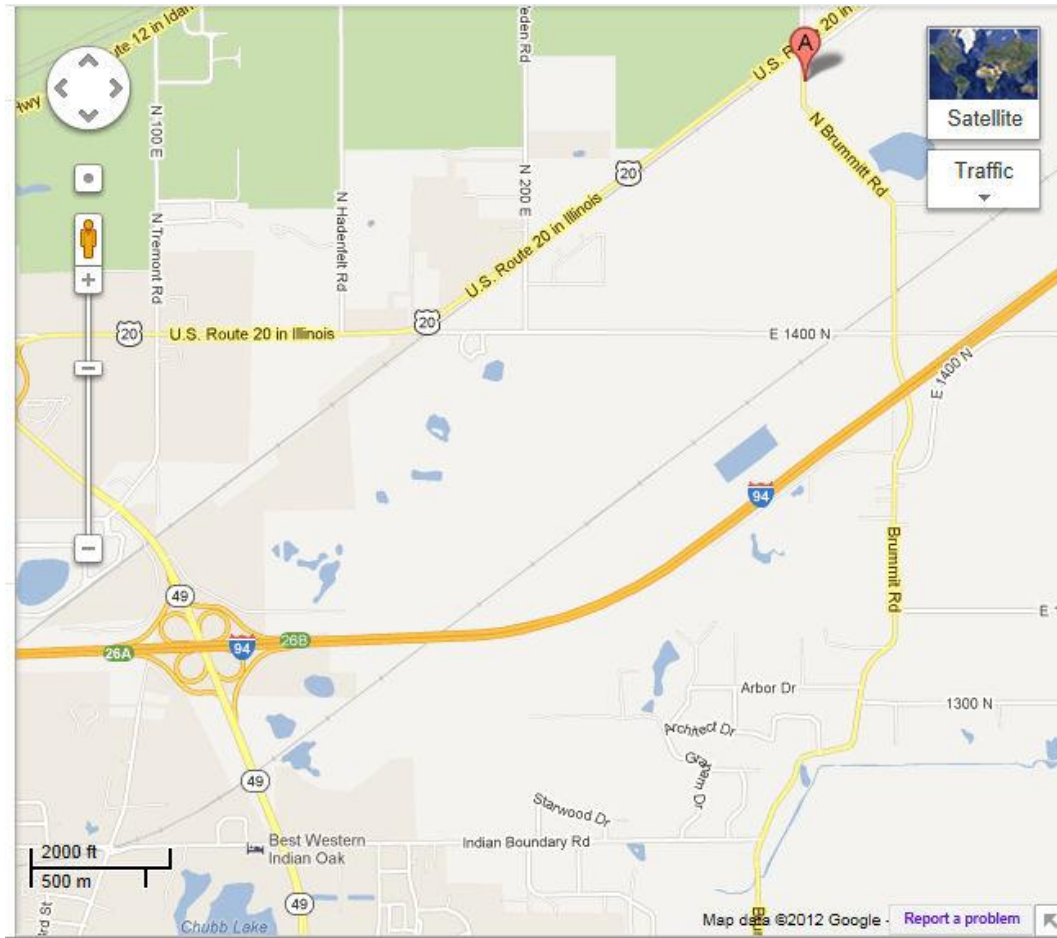
Max Hernick

A special thank you to Kevin Sturgeon for frilling in and taking the pictures at the last meeting.

SHOP VISIT

Ken Garbe will be hosting a Shop Visit on May 26th from 9:00 AM to 1:00 PM
1354 North Brummitt Road, Chesterton, IN

Take 49 to Kmart, turn East on Indian Boundary Road, at end turn left on Brummitt Road. It is approximately 1 mile on the left. 1354 North Brummitt Road. Watch for Shop visit sign, shop is upstairs.



ITEMS FOR SALE

If you have any wood working related items that you wish to sell through the newsletter please contact Lalo Gonzalez LaLogon@sbcglobal.net or John Hunter john.b.hunter@frontier.com Include a description and the price you are selling them for, also how you may be contacted.

If you are looking for a tool that another member would like to sell you can place a wanted ad in the newsletter, just contact John Hunter at john.b.hunter@frontier.com

CALENDAR OF EVENTS

2012

May 24th Membership Meeting at Hidden Lake 7:00 PM Jesse Day will demo seat weaving

May 26th Shop Visit at Ken Garbe's Shop 9:00 AM to 1:00 PM

June 19th Committees Meeting at Marcie's home 7:00 PM

June 28th Membership Meeting at Hidden Lake 7:00 PM

July 2nd Executive Board Meeting at Portage Library 7 PM

July 17th Committees Meeting at Marcie's home 7:00 PM

July 26th Membership Meeting at Hidden Lake 7:00 PM

August 2nd Set Up Club Booth at Lake County Fair 9 PM

August 3rd – 6th Club Booth at Lake County Fair 10 AM – 10 PM
August 21st Committees Meeting at Marcie’s home 7:00 PM
August 23rd Membership Meeting at Hidden Lake 7:00 PM
August 26th Club Picnic at Hidden Lake Park 12 Noon
September 18th Committees Meeting at Marcie’s home 7:00 PM
September 27th Membership Meeting at Hidden Lake 7:00 PM
October 1st Executive Board Meeting at Portage Library 7 PM
October 16th Committees Meeting at Marcie’s home 7:00 PM
October 25th Membership Meeting at Hidden Lake 7:00 PM
November 20th Committees Meeting at Hidden Marcie’s home 7:00 PM
November 15th Membership Meeting at Hidden Lake 7:00 PM Toy Program
December 18th Committees Meeting at Marcie’s home 7:00 PM
December 20th Membership Meeting at Hidden Lake 7:00 PM Christmas Party,
Installation and Awards

Bob Flexner’s Finishing Tips

<http://www.thefinishingstore.com/>

TIP: Metamarism

The light source makes a big difference for how your finished wood projects appear. It’s important to be aware of this if you are working on a project in your shop under one light source and then moving the project to another light source.

Look at the four accompanying photos of stained mahogany. I set the white balance on my digital camera for daylight and took the first picture outdoors in the shade. Then, without changing the white balance, I took additional pictures indoors under the cool-white fluorescent lighting I use in my shop, the full-spectrum fluorescent lighting I use in my finishing area, and finally the incandescent lighting in my house.

Notice how the cool-white lighting brings out more green in the stained wood, the full-spectrum lighting produces a color that is closest to natural daylight and the incandescent lighting brings out more red tones. This is what you should expect when you move furniture from one light source to another. The phenomenon is called “metamerism.”



The Same Wood Finish Under Different Lighting

Note Caddy

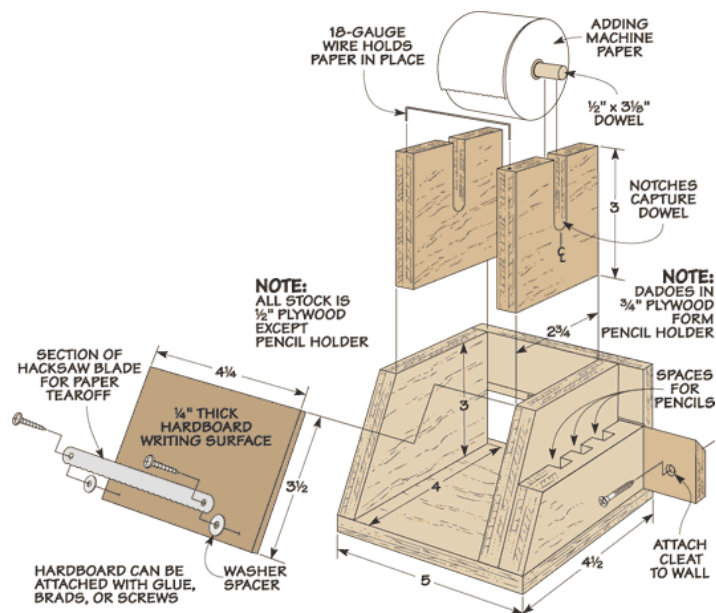


I like to keep a pencil and paper close at hand for writing quick notes or hardware needs around the shop. The problem is not always being able to find the paper and pencil. So I built a small caddy to help me record and keep track of these notes when I'm working in the shop.

It uses a roll of adding machine paper and contains a paper cutter and pencil holder for convenience.

The roll of adding machine paper spins on a piece of dowel cut to fit a slot in the plywood body. You'll want to size the body according to the width of the paper roll you use.

I made the note caddy out of scrap $\frac{1}{2}$ " plywood. First I cut the parts to size (*see the drawing*). Then I took a piece of $\frac{3}{4}$ " plywood and made three dados to form the pencil holder on one side.





A bevel cut across the back piece allows you to hang the note caddy on a cleat mounted to the wall (*see photo above*). It can also be quickly removed from the cleat when needed. I added a piece of hardboard to the front for a smooth writing surface. A piece of hacksaw blade makes a handy way to cut the paper. And a length of wire on the top holds the paper down and keeps it always ready for use.

Good Woodworking,
Phil Huber
Online Editor, *ShopNotes*

HUMOR

A local construction company needed to hire another worker, two applicants had written an aptitude test and the foreman was informing the second person that the first person would be hired.

"There were ten questions, we both answered nine right, how come he got the job?" the applicant asked.

"Well." the foreman replied, "You both missed number five, but he answered, *I don't Know*, you answered, *Neither do I.*"

