

WOOD CHIPS



Northwest Indiana Woodworkers Association Volume 14, Issue 2 February 2010

SAWDUST FROM THE PRESIDENT'S CORNER

A lot of activities are in the works for Northwest Indiana Woodworkers Assoc. for 2010. See the calendar on the website for the many items already with dates.

Denny McCool is hosting a turning seminar, Nancy and Merle Distel are heading up a new item – a Christmas tree exhibit at the Visitor's Center, Paul Jarrell has volunteered to head up the Discount Committee, and a large number of members have agreed to continue with the committees and tasks they did last year for our club. This is GREAT and what makes our club continue to provide all of us with opportunities to show our work, learn new things, and provide some service to our communities. I thank all who have stepped up to be an active part of our club and challenge those who have yet done so to become a bit more active.

I have arranged for (www.shakerovalbox.com) Eric Pintar, partner in the business and instructor, to provide a program on the steps involved in making a shaker oval box for our May meeting on Thursday May 20, 2010 (one week earlier than usual). The next day a full day hands-on seminar will take place where each person will make 5 progressive sized shaker boxes at my home/shop near Valparaiso. Price for the seminar (tools, materials, and instruction) is \$90.00/person and will be limited to the first 15 people who sign-up and pay. We had 12 people indicate they were interested at the January meeting and we will be collecting money at this meeting. This is open to all active members and if we don't have enough members by the April meeting I will open it to members' friends/spouses. This is a great opportunity to learn about bending of wood, joinery without any glue, & accurate fit-up of components.

See you at the February meeting and hope you are all getting the opportunity to make some quality sawdust.

Lou Takacs

SILENT AUCTION

A number of members brought woodworking tools or supplies to this year's silent auction. This year we had a lathe, table saw, and a number of other tools. We also had a number of clock kits and some other supplies for sale. I encourage those members who did not sell their items at the silent auction to provide a description and price to Lalo Gonzalez for being included in the next newsletter. Bob Roach could also email your item information to the membership, as someone who did not attend the meeting might be interested.

Lou Takacs

Page 1

N.I.W.A. RECYCLING PROGRAM

Some helpful tips

We have sent our second box of ink cartridges to Ecycle Group that you have generously donated to the Club as a fund raiser. We have also sent in some cell phones. We appreciate your participation in this.

Ecycle Group will take inkjet cartridges from several brands as well as the larger laser/toner cartridges. They take used cell phones also.

Inkjet models vary in size and shape. All have a few components: a plastic body to hold the ink; flex tape with micro-circuitry; a printer nozzle; and a label showing the original manufacturer's name or logo.

We can accept both "virgin cartridges", that is, those that have not previously been refilled and "non-virgin cartridges" (ie; Office Max; NuKote; Staples; Office Max, etc.).

We get paid much better for the virgin cartridges, but will take them all. It all helps.

Here are the most common signs that an inkjet cartridge is non-virgin:

1. There is no manufacturer's label or one other than the original
2. The cartridge body or cap has a hole drilled into it
3. There is evidence that the cartridge cap has been removed.

We get paid more for the virgin cartridges.

Inkjet cartridges are unacceptable if damaged in one of the following ways:

1. There are small chips or cracks or excessive scratches in the ink tank
2. The circuit tape is cracked, bubbled, peeling, or has sharp dents in it.
3. The inkjet plate is gouged, scratched, or missing

Toner cartridges are the size of a small loaf of bread. They are used in printers, fax and copy machines. Ecycle does not accept any remanufactured toner cartridges.

Toner cartridges are much easier to inspect. If they have the original manufacturer's label, and do not show any signs of physical damage, they are probably good.

Cell phones have to be in working condition. Acceptable cell phones will not be crushed; water damaged or have broken LCD's. Cases should be complete and unbroken. Each cell phone must have a valid Serial Number. Please include the battery and any accessories, such as chargers or ear pieces.

Keep this reference before you submit a cartridge or cell phone. It will eliminate extra handling of unacceptable cartridges. If there is any doubt in your mind of the condition, just submit it and I will take it from there. It will help tremendously if you would bag or wrap each cartridge separately when submitting to me to protect each one from damage.

These are guidelines and hopefully they will help to clarify the program for you.

We appreciate your help and cooperation and, most importantly, your continued support in helping the club to raise funds to further our educational goals in woodworking.

LAKE COUNTY FAIR CLUB BOOTH

We will once again have a club booth at this years Lake County Fair and are looking for members to volunteer to put on skill demonstrations and to man the booth. We need to give the Lake County Fair some idea of what we will be doing by March, so it is important to get as many commitments as possible by then. If you can help, please contact John Hunter (219-962-4741) to sign up as a demonstrator. Contact Marcie White (219-713-9351) if you can help by working the booth. Or you can email them:

John Hunter john.b.hunter@verizon.net

Marcie White werok@rocketmail.com

TOOLS INSTRUCTIONS “GONE CRAZY”

Recently I purchased a WEN Heat Gun Kit. A nice tool, but I’ve only had the need to use it a couple of times on the replacement of a vinyl tile floor. When I opened the box I found the heat gun with a selection of 4 nozzles and 5 scrapers. So, I thought I’d read the manual to find out what they recommended these attached be used on.

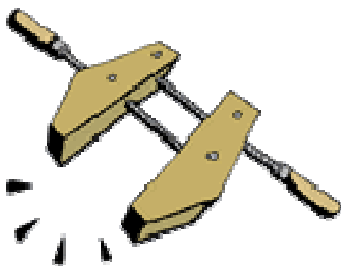
The manual is 12 pages long. It lists the basic technical data such as power rating and wattage. It lists a customer service number and website. It provides a parts list and exploded diagram, It provides the warranty information. It ONLY provides 3 LINES of operating information with NO information about the attachments. OH YEAH - It also provides 7 ½ pages of safety instructions – YES 7 ½ pages (such as - Don’t operate this tool under the influence of drugs). I think these manuals are now being written by people under the influence of something.

I’ve been seeing this on many tools I’ve purchased in recent years and it seems to be getting worse. I don’t mean to say safety is not important, it is very important. However, due to law suits and other influences, things have “GONE CRAZY”.

Lou Takacs

SHOP JIGS THIS MONTH!

Bring the jigs you make and use in your shop to this months meeting. There will be a \$25 gift certificate from Woodcraft for the winner of the Jig Drawing.



SHOW AND TELL



Lou Takacs



Fred Baginski



John Hunter



Chuck Norrman



Skip Brazil



Bob Miller



Joe McDaniel



Ron Benson



Jim Schuster



Phil Malavolta



Leon Kozlowski



Bob Rinearson



Roger Glennon



Max Hernick



Denny McCool



Lou Takacs



John Sturk




Kris Hahn

ITEMS FOR SALE


If you have any wood working related items that you wish to sell through the newsletter please contact Lalo Gonzalez LaLogon@sbcglobal.net or John Hunter john.b.hunter@verizon.net Include a description and the price you are selling them for, also how you may be contacted.

Lathe: Harbor Freight Wood Lathe 14" x 40" Lathe with 6" Sander Motor: 1/2 HP, 110V, 60 Hz, 5.5 amps, 4 Speeds: 1125, 1640, 2360, and 3450 RPM, Swing over bed: 14", Distance between center: 40", MT2 live center. It includes an adapter for chucks that have 1" 8TPI. Can be seen on the HF website at <http://www.harborfreight.com/cpi/ctaf/displayitem.taf?Itemnumber=45276> Asking \$35.00 Contact John Hunter 219-962-4741




CALENDAR OF EVENTS

Feb. 6	Club Breakfast at Old Country Buffet 9 AM
Feb. 16	Committees Meeting at Hidden Lake 6:30 PM
Feb. 25	Membership Meeting at Hidden Lake (Shop Jigs) 7 PM
March 6	Club Breakfast at Old Country Buffet 9 AM
March 16	Committees Meeting at Hidden Lake 6:30 PM
March 25	Membership Meeting at Hidden Lake (Henry Haak on Nail Guns) 7 PM
March 27	Shop Visit at Skip & Claudia Brazil's Shop
April 3	Club Breakfast at Old Country Buffet 9 AM
April 5	Executive Board Meeting at Portage Library 6 PM
April 20	Committees Meeting at Hidden Lake 6:30 PM
April 22	Membership Meeting at Hidden Lake (2 x 4 Challenge & Bent Laminating with Mike Harrigan)
May 1	Club Breakfast at Old Country Buffet 9 AM
May 18	Committees Meeting at Hidden Lake 6:30 PM
May 20	Membership Meeting at Hidden Lake (Shaker Box demo speaker John Wilson) 7 PM
June 5	Club Breakfast at Old Country Buffet 9 AM
June 15	Committees Meeting at Hidden Lake 6:30 PM
June 24	Membership Meeting at Hidden Lake 7 PM
July 3	Club Breakfast at Old Country Buffet 9 AM
July 6	Executive Board Meeting at Portage Library 6 PM
July 20	Committees Meeting at Hidden Lake 6:30 PM
July 22	Membership Meeting at Hidden Lake (Four Corner Demo) 7 PM
August 6-9	Club Lake County Fair Booth 10 AM – 10 PM
August 7	Club Breakfast at Old Country Buffet 9 AM
August 17	Committees Meeting at Hidden Lake 6:30 PM
August 26	Membership Meeting at Hidden Lake 7 PM
August 29	Club Picnic at Hidden Lake 12 Noon
September 4	Club Breakfast at Old Country Buffet 9 AM
September 21	Committees Meeting at Hidden Lake 6:30 PM
September 23	Membership Meeting at Hidden Lake 7 PM
October 2	Club Breakfast at Old Country Buffet 9 AM
October 4	Executive Board Meeting at Portage Library 6 PM
October 19	Committees Meeting at Hidden Lake 6:30 PM
October 28	Membership Meeting at Hidden Lake 7 PM
November 6	Club Breakfast at Old Country Buffet 9 AM
November 16	Committees Meeting at Hidden Lake 6:30 PM
November 18	Membership Meeting at Hidden Lake (Toy Program & Elections) 7 PM
December 4	Club Breakfast at Old Country Buffet 9 AM
December 16	Membership Meeting at Hidden Lake (Christmas Party & Awards Banquet) 7 PM
December 21	Committees Meeting at Hidden Lake 6:30 PM



I



HUMOR

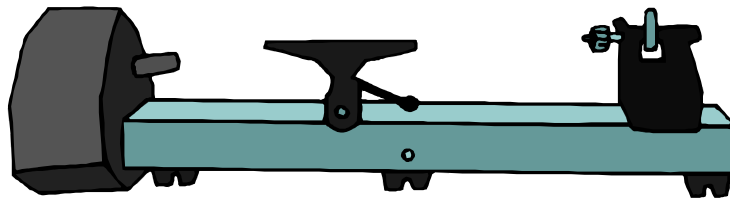
Buford walked into a doctor's office and the receptionist asked him what he had.

Buford said, "Shingles." So she took down his name, address, medical insurance number and told him to have a seat.

Fifteen minutes later a nurse's aid came out and asked Buford what he had. Buford said, "Shingles." So she took down his height, weight, a complete medical history and told Buford to wait in the examining room.

A half-hour later a nurse came in and asked Buford what he had. Buford said, "Shingles." So she gave Buford a blood test, a blood pressure test, an electrocardiogram, told Buford to take off all his clothes and wait for the doctor.

An hour later the doctor came in and asked Buford what he had. Buford said, "Shingles." The doctor said, "Where?" Buford said, "Outside on the truck. Where do you want 'em?"



HOW HARDWOOD LUMBER IS SIZED

Unlike dimension lumber, which is milled to industry-established nominal thicknesses, widths, and lengths, most cabinet-quality stock comes in random widths and lengths to keep waste to an absolute minimum. In addition, because all furniture and other woodworking projects have different dimensions, there's no need for dimensioned stock.

Thickness, though, has been standardized, and is expressed in different ways, such as 4/4 (1"), 5/4 (1 1/4"), 6/4 (1 1/2"), and so on. Don't be confused by all this; just remember that the quarter designation and the nominal thickness are the same animal.

When you order cabinet-quality lumber, you'll receive a board as long as or longer than and as wide as or wider than the item ordered. The thickness (if surfaced) will be close to that listed in the chart. When you purchase hardwood lumber, you buy it by the board foot. Even if the dealer has the boards already priced, he arrived at those prices by first figuring the number of board feet each contained.

A board foot, simply, equals 144 cubic inches of wood. Think of it as a piece 1 inch thick and 12 inches square. Because board footage always is calculated in quarters of an inch thickness, starting at no less than 1 inch (even if you order less than 1 inch, you'll pay for the 1-inch thickness), a 5/4 board 6 inches wide and 72 inches long would be figured like this: 1.25 (thickness) x 6 (width) x 72 (length) = 540. Divide 540 by 144 to determine the number of board feet in the stock. If the board length is stated in feet rather than inches, use the same method but divide your total by 12 instead of 144.

2010 Committee Members

President Lou Takacs
Vice President Dick Sader
Treasurer Charlie Morris
Secretary John Hunter
Achievement John Hunter
Audit Bill Harbison
Badges Elizabeth Carlsson
Bargain Alerts John Hunter
Christmas Exhibit Nancy & Merle Distel
Christmas Party Claudia Brazil & Marcie White
Community Liaison Dick Sader
Discounts Paul Jarrell
Drawings Phil Malavolta
Exhibits Marcie White & Phil Malavolta
Field Trips Leon Kozlowski
Fund Raising Norm Johnson
Hats & Shirts Fred Baginski
Historian Art & Helen Willing
Hospitality Charles Norman
Lake County Fair Lou Takacs
Library Bob Roach
Membership/sign-in George Salatas
Mini-Seminars John Sturk & Bob Miller
Newsletter Editor Hilario (Lalo) Gonzalez (lalogon@sbcglobal.net)
Nominations Joe McDaniels
Parliamentarian Joe McDaniels
Pattern Master Stanley Wagner
Photographer Fred Baginski
Picnic/Party Marcie White, Claudia Brazil, Lou Takacs
Publicity John Sturk
Program John Hunter
Recycling Claudia Brazil
Shop Visits Dick Sader
Show & Tell Denny McCool & Max Hernick
SIG Carving
SIG Scroll Saw Dick Sader
SIG Turning Denny McCool
Toys for Kids Bob Roach, Claudia Brazil & Skip Brazil
Videographer Carl Mills & Max Hernick
Website Bob Roach

North West Indiana Woodworkers Association
P. O. Box 271
Schererville, Indiana 46375