

WOOD CHIPS



Northwest Indiana Woodworkers Association

Volume 16, Issue 4 April 2012

President's Corner

Hi Woodworkers, I have been on vacation in Arizona. Did you know that there are wood workers there too? Bandsaw boxes and pens are popular there. I was not able to locate a club with a meeting scheduled while I was there. I will have to work on that for next time ;) I was unable to bring my carving knives with me let alone a scroll saw. I spent time enjoying family and seeing the sights. I was in Sedona when I received a call that Lou had passed on. I said a prayer for him and knew he is in a better place. I am privileged to have shared time with him.

Sadly we say goodbye to one of our dear members, Lou Takacs. He is now working with the Great Carpenter in heaven. Lou, besides being a former president of our association, was also on the executive board and had been part of many committees since 1998 when he joined Northwest Indiana Woodworkers Association. Lou attended Marc Adams School of fine woodworking. He shared his knowledge and always offered opinions and a helping hand for the good of his fellow woodworkers. We are all blessed to have known Lou.

2x4 Challenge It's amazing to see what a 2x4 can become. There is a special show and tell **this month** dedicated to the simple 2x4. Many clubs across the country have this same challenge. If you get a chance, look on line. Don't forget to bring your 2x4 challenge to this meeting!

Carving SIG will be at 6pm before the monthly meeting. How is the carving coming along? Have questions? Just want to check out what we are doing. Come and see what we are carving.

Carving Show Duneland Woodcarvers hosted a carving show this past weekend. (In case you missed it, this is an annual show). I was thrilled to see all the talent displayed. There were so many different types of carvings and scroll saw items. I ran into Bonnie & Kenny. They say a BIG Hello to all at NIWA. The food was great. It was a good time!

Volunteers for the Fair We are in need of volunteers to demonstrate and man the booth, set up and take down displays. Please sign up. Details are on the signup sheet. This is a good way to get to know members and share your talents!

Coupons Wendy Sader, Dick's wife, is collecting coupons for the vets. Look through the newspaper and bring them. Let's all do our part helping others. These cannot be local coupons.

Programs If there is something you want to see as a demo let the Executive Board know and we will try to make it happen.

Keep making fine sawdust,

Marcia Lichnerowicz
President NIWA

SHOW AND TELL



John Hunter



Jim Jones



Bob Rinearson



Joe McDaniels



Denny McCool



Max Hernick



Ken Woodard



Ron Benson



Bob Miller



Clyde W. Hewlett



Gene Davis



Clyde W. Hewlett



Marcia Lichnerowicz



Kevin Klebs

LIBRARY AMNESTY

It was announced at the last meeting that there will be an amnesty on any overdue items from the club library for April and May. So if you have an item you have not yet returned you can do so in April and May with no fines.

2 X 4 CHALLENGE

This year's 2x4 Challenge will take place at this month's meeting. Pick up a 2x4 and join in the fun. There will also be the regular Show and Tell for member made items.

LAKE COUNTY FAIR

Once again this year our club will be hosting a booth at the Lake County Fair. We need members to volunteer to work the booth and to put on woodworking demonstrations. There are signup sheets at the club meetings or you can call or e-mail John Hunter to add

your name to the list of volunteers. John's phone number is 219-962-4741 and his email address is john.b.hunter@frontier.com

All volunteers will receive a free gate pass for the fair so that they will not have to pay an admission fee.

Thanks to those that have already volunteered;

Demonstrators

Dick Sader
Phil Malavolta
Kevil Sturgeon
Ron Benson
Marcia Lichnerowicz
Nancy Distel
Claudia Brazil
John Hunter

Booth Workers

Norm Johnson
Dick Sader
Charlie Morris
Nancy Distel
Merle Distel
Phil Malavolta
Bob Rinearson
Claudia Brazil

Booth Workers

Max Hernick
Denny McCoole
Mike Clark
Kevin Sturgeon
John Hunter

ITEMS FOR SALE

If you have any wood working related items that you wish to sell through the newsletter please contact Lalo Gonzalez LaLogon@sbcglobal.net or John Hunter john.b.hunter@frontier.com Include a description and the price you are selling them for, also how you may be contacted.

If you are looking for a tool that another member would like to sell you can place a wanted ad in the newsletter, just contact John Hunter at john.b.hunter@frontier.com

CALENDAR OF EVENTS

2012

April 26th Membership Meeting at Hidden Lake 7:00 PM 2 x 4 Challenge
May 15th Committees Meeting at Marcie's home 7:00 PM
May 24th Membership Meeting at Hidden Lake 7:00 PM Jesse Day will demo seat weaving
June 19th Committees Meeting at Marcie's home 7:00 PM
June 28th Membership Meeting at Hidden Lake 7:00 PM
July 2nd Executive Board Meeting at Portage Library 7 PM
July 17th Committees Meeting at Marcie's home 7:00 PM
July 26th Membership Meeting at Hidden Lake 7:00 PM
August 2nd Set Up Club Booth at Lake County Fair 9 PM
August 3rd – 6th Club Booth at Lake County Fair 10 AM – 10 PM

August 21st Committees Meeting at Marcie's home 7:00 PM
August 23rd Membership Meeting at Hidden Lake 7:00 PM
August 26th Club Picnic at Hidden Lake Park 12 Noon
September 18th Committees Meeting at Marcie's home 7:00 PM
September 27th Membership Meeting at Hidden Lake 7:00 PM
October 1st Executive Board Meeting at Portage Library 7 PM
October 16th Committees Meeting at Marcie's home 7:00 PM
October 25th Membership Meeting at Hidden Lake 7:00 PM
November 20th Committees Meeting at Hidden Marcie's home 7:00 PM
November 15th Membership Meeting at Hidden Lake 7:00 PM Toy Program
December 18th Committees Meeting at Marcie's home 7:00 PM
December 20th Membership Meeting at Hidden Lake 7:00 PM Christmas Party,
Installation and Awards

Bob Flexner's Finishing Tips

<http://www.thefinishingstore.com/>

TIP: Shellac Thinner

The thinner and clear-up solvent you should use with shellac is denatured alcohol. This is ethanol, the same alcohol that is included in beer, wine and liquors. But it is made poisonous so it can be sold without liquor taxes.

Sometimes you'll see methanol (methyl alcohol) sold in paint stores. Methanol works fine for thinning shellac, but it is quite toxic if you are around it for a long time breathing the vapors. So it isn't a good idea to use methanol unless you are working with a good exhaust.

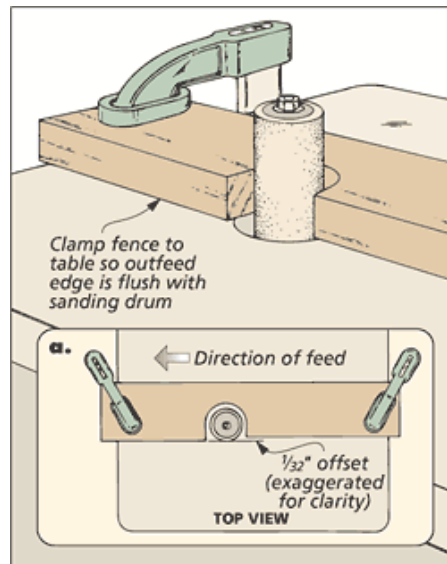
Isopropyl rubbing alcohol is no good for thinning shellac because it contains about 30% water. The water will cause the shellac to turn white, or "blush." If you have access to 95-to-100 percent pure propanol or isopropyl alcohol, you could use it for thinning without a problem.

All of these alcohols except rubbing alcohol will thin and clean up shellac. The difference among them is evaporation rate. Methanol evaporates the quickest. Denatured alcohol is next. And propanol and isopropyl alcohol are the slowest.

Spindle Sander Jointer



An oscillating spindle sander is a great help for smoothing contours. But I came up with a way to use mine to “joint” or smooth the edge of a straight workpiece. The simple key is a jointing fence.



The fence is nothing more than a straight board with a U-shaped cutout that allows it to fit around the sanding drum. I cut $\frac{1}{32}$ " off the the ‘infeed’ side of the fence to create the jointing offset, as shown in detail ‘a.’

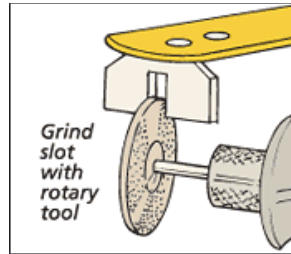
To put the fence to work, you clamp it to the top of the sander so the outfeed edge is flush with the sanding drum. Then you just turn the sander on and slowly feed the workpiece past the drum (*photo above*).

Good Woodworking,

Ted Raife

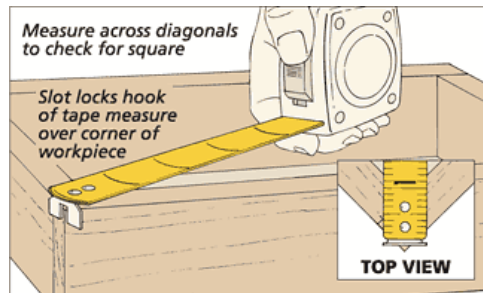
Online Editor, *Woodsmith*

Measuring Diagonals Easily



The last step to assembling a case is to make sure it's square. And the quickest way to do this is to measure diagonally from corner to corner. (If it's square these measurements will be the same. If not, you'll need to make some adjustments.) Using a tape measure is an easy way to check for square. The problem is that keeping the end of the tape on the corners can be difficult. But with a quick modification to the hook of the tape you can solve this problem.

To do this, simply cut a small slot on the hook with a rotary tool (or hack saw), see the drawing above right.



The slot slips over the point of the corner of the project, see the drawing and detail at right. The slot holds the tape in place for those large projects where an extra set of hands would be a big help. And it doesn't effect the tape measure's accuracy when I use it for other projects.

Good Woodworking,
Ted Raife
Online Editor, *Woodsmith*

HUMOR

A construction worker died suddenly in his sleep, as he entered the Pearly Gates trumpets blared.

St. Peter approached him with his hand outstretched, "Congratulations, you are the oldest person ever to arrive here."

"There must be some mistake," the worker replied, "I am only forty years old."

"Impossible," St. Peter replied, "We added your time sheets up twice and got 160 years both times."